

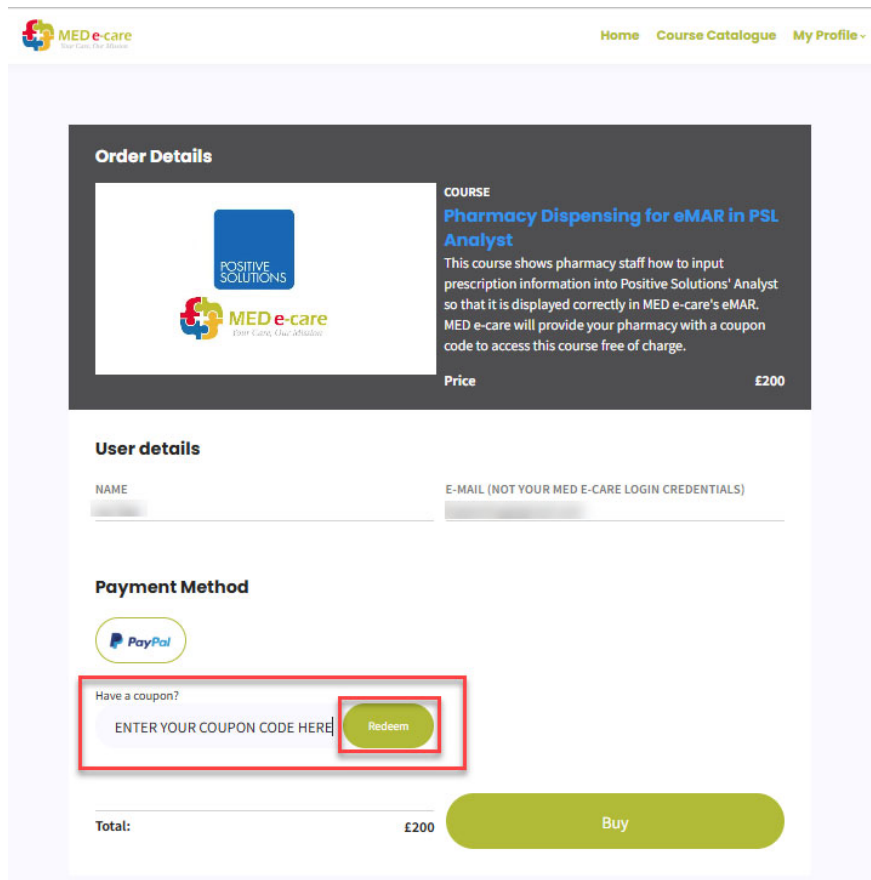
How to Use a Coupon Code to Access an eLearning Course

1. Log in to the MED e-care eLearning portal: <https://mede-care.learnworlds.com/>
2. Search for the course you would like to access. Click **Enroll**:



The screenshot shows a course card for "Pharmacy Dispensing for eMAR in PSL Analyst". On the left, there are logos for "POSITIVE SOLUTIONS" and "MED e-care". The course description states: "This course shows pharmacy staff how to input prescription information into Positive Solutions' Analyst so that it is displayed correctly in MED e-care's eMAR. MED e-care will provide your pharmacy with a coupon code to access this course free of charge." The price is listed as "£200". A blue "Enroll" button is highlighted with a red border.

3. Enter your coupon code in the **Have a coupon?** box. The coupon codes are case sensitive.
Click **Redeem**:




The screenshot shows the checkout page with the following sections:

- Order Details:** Includes the course title "Pharmacy Dispensing for eMAR in PSL Analyst", a description, and a price of "£200".
- User details:** Fields for "NAME" and "E-MAIL (NOT YOUR MED E-CARE LOGIN CREDENTIALS)".
- Payment Method:** A "PayPal" button is visible.
- Coupon Field:** A section titled "Have a coupon?" with a text input field containing "ENTER YOUR COUPON CODE HERE" and a green "Redeem" button. This section is highlighted with a red border.
- Total:** A summary row showing "Total: £200" and a large green "Buy" button.

4. The coupon code will reduce the course cost to **£0**.

Click **Buy**:

Payment Method



Have a coupon?

Claim your coupon Redeem

Applied coupons

[-] -£200

Total: £0



Buy

5. Click **Start learning**:

Thank you for your purchase!

Your purchase was completed successfully.

Order summary

 Course
 Pharmacy Dispensing for eMAR in PSL Analyst

Start learning