

Updated Body Map Release Notes

MED e-care are excited to announce updates to our Body Map. New features include:

1. Body Map entries can now be made **mandatory**.
2. You are now able to record **multiple locations** for each administration.
3. You can select **larger areas** on the Body Map.
4. A new **zoom** feature
5. Up to **31 days of historical locations** can be easily viewed.
6. The Body Map is now **printable**.

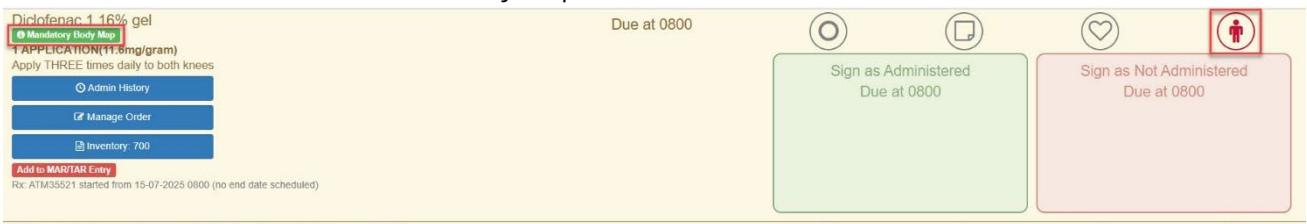
These features are available on both eMAR and eTAR.

Let's take a look at each new feature in more detail:






1. Body Map entries can now be made mandatory.

Users are required to mark the location on the Body Map to record the administration. If the Body Map location is not saved, the administration is not saved.

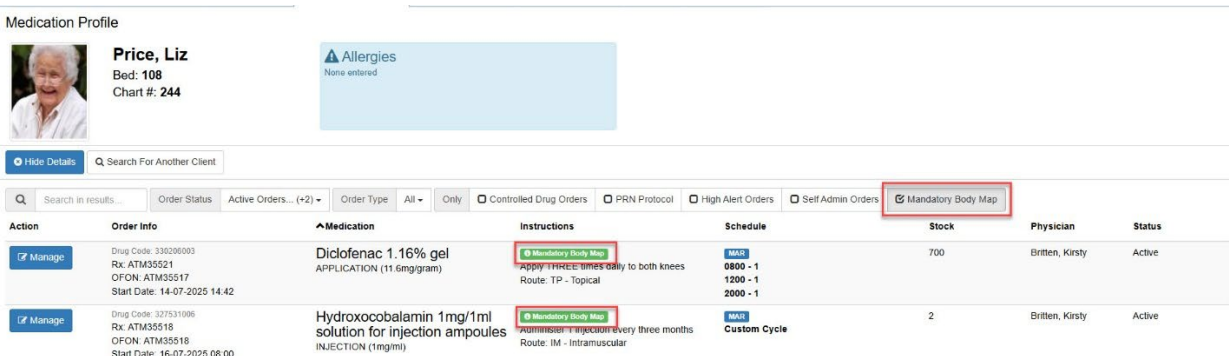
You will know if a Body Map entry is required as a green 'Mandatory Body Map' tag is displayed next to the medication details, and the Body Map icon will be red:



The Body Map icon in the medication round provides a quick visual status:

- Grey icon: No locations recorded. 
- Red icon: Body Map Required, location pending. 
- Green dot: Location recorded this round. 
- Blue dot: Historical locations recorded. 
- Blue + Green dots: Both current and historical locations present. 

The Medication Profile has a new filter to show items that have a mandatory Body Map:



You can make a Body Map mandatory by selecting 'Body Map Required' in

1. Receive Orders

The screenshot shows the 'ReceiveOrders' interface. At the top, there is a search bar with 'blog' and several filter buttons: 'Show All', 'Un-Validated', 'Matched', 'Un-Matched', 'Order Type', 'MAR', 'TAR', and 'Unit: All Units'. On the right, there are buttons for 'Validate', 'Receive(1)', and 'Reject(1)'. The main table has the following columns: Resident, Medication, Instructions, Schedule, Dispensed Date, Quantity, and Validation Results. The first row shows a resident named 'Bloggs, Jo' with medication 'BuTrans 10micrograms/hour transdermal patches'. In the 'Instructions' column, the 'Body Map Required' checkbox is checked and highlighted with a red box. The 'Schedule' column shows 'MAR Start: September 04, 2024' and 'Custom Cycle' options. The 'Dispensed Date' is 'September 03, 2024' and 'Quantity' is '4'. At the bottom, there are navigation buttons and another set of 'Validate', 'Receive(1)', and 'Reject(1)' buttons.

2. Manage Order

The screenshot shows the 'Manage Order' interface for a patient named 'Price, Liz'. At the top right, there is a 'Cancel' button. Below the patient name, there is an 'Allergies' section with 'None entered'. The medication is 'Diclofenac 1.16% gel', with a 'Mandatory Body Map' tag. The 'Instructions' field contains 'Apply THREE times daily to both knees'. In the 'Route' section, 'TP - Topical' is selected. In the 'Body Map Required' section, the checkbox is checked and highlighted with a red box. At the bottom, there are 'Cancel' and 'Save All Fields' buttons.


3. Add to MAR

The screenshot shows the 'Add to MAR' interface. It has several sections for entering drug information: 'Drug', 'Dispensed Name', 'Strength Amount & Unit', 'Total Dispensed Amount', 'Frequency', 'Dose Amount & Unit', 'Duration', 'Route of Administration', and 'Administration Start Date & Time'. At the bottom, there are checkboxes for 'Send to Receive Orders', 'Self Admin Order', 'High Alert Medication', and 'Body Map Required'. The 'Body Map Required' checkbox is checked and highlighted with a red box.

2. Multiple locations for each administration.

Multiple locations can be recorded in a single administration, for example, to the front and back of both knees:

Administration Location Cancel ✕



Price, Liz
Bed: 108 Chart #: 244

Allergies
None entered

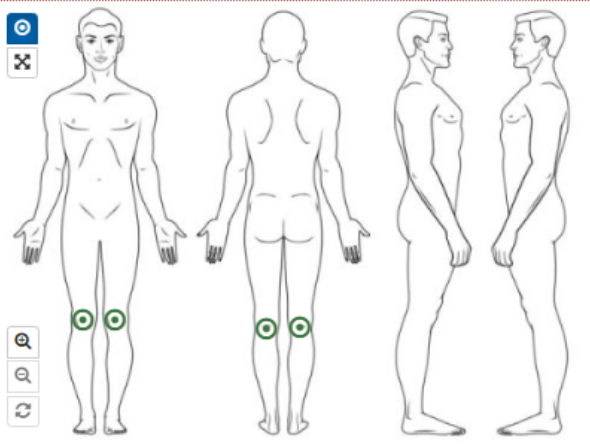
[Hide Details](#)

Diclofenac 1.16% gel i

Mandatory Body Map

1 APPLICATION(11.6mg/gram)
Apply THREE times daily to both knees

Mark the location(s) for this administration on the image below. Click a mark a second time to remove it.



Legend: 🟢 Current Administration 1 2 3 Historical Administrations
🟢 Point Location ✕ Area Location

Current Administration

Click on an administration below to show its locations in isolation

Scheduled	Status
🕒 27-08-2025 08:00	1 Administered at 27-08-2025 15:19 Location Recorded Note: Applied to both knees, front and back Signed By:

Historical Administrations

1 06-08-2025 08:00	1 Administered at 06-08-2025 10:27 Location Recorded
2 16-07-2025 20:00	1 Administered at 16-07-2025 20:52 Location Recorded
3 16-07-2025 12:00	1 Administered at 16-07-2025 11:24 Location Recorded
4 16-07-2025 08:00	1 Administered at 16-07-2025 11:13 Location Recorded

[Print](#) ✕ Close [Save](#)

Simply click on the required areas to record your locations.


Click on a green dot again to remove or change a location.

Click 'Save' to save the administration.

3. Selecting larger areas on the Body Map.

Using the  icon, you can record larger areas, for example to both legs:

Administration Location Cancel ✕

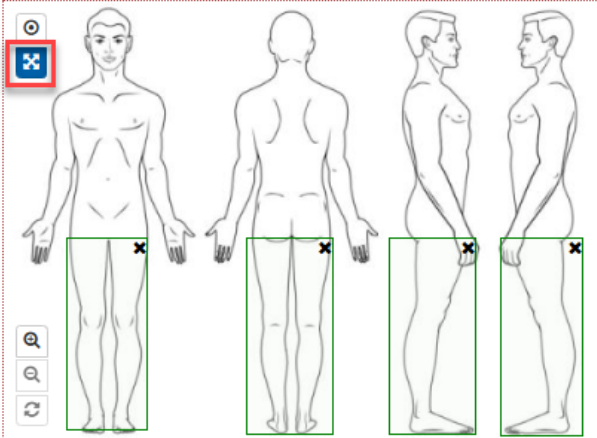
 **Price, Liz**
Bed: 108 Chart #: 244







Allergies
None entered

[Hide Details](#)

Aqueous cream ⓘ
Mandatory Body Map
1 APPLICATION(90mg/gram)
Apply WHEN REQUIRED for dry skin


Mark the location(s) for this administration on the image below. Click a mark a second time to remove it.



Legend:  Current Administration    Historical Administrations
 Point Location  Area Location

Current Administration

Click on an administration below to show its locations in isolation

▼ Scheduled	Status
 27-08-2025 15:21	1 Administered at 27-08-2025 15:21 Location Recorded

Note:
applied to front, back and sides of both legs

Signed By:

Historical Administrations

No data found.


[Print](#) [✕ Close](#) [Save](#)

4. Zoom feature.



Use the icons to zoom in and out on the Body Map to pinpoint locations:

Administration Location
Cancel ✕



Price, Liz
Bed: 108 Chart #: 244

[Hide Details](#)

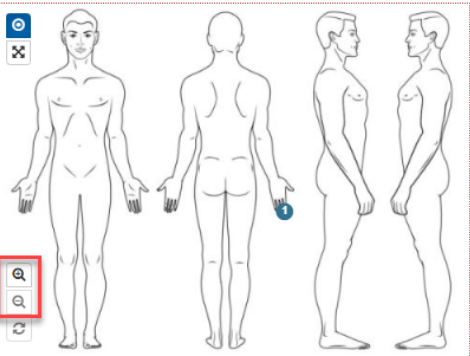
Allergies
None entered

Hydrocortisone 1% cream ⓘ

Mandatory Body Map

1 APPLICATION(10mg/gram)
Apply sparingly WHEN REQUIRED. No more than twice a day for a maximum period of three days

Mark the location(s) for this administration on the image below. Click a mark a second time to remove it.



Legend: ● Current Administration 1 2 Historical Administrations
○ Point Location ✕ Area Location

Current Administration

Click on an administration below to show its locations in isolation


Scheduled	Status
27-08-2025 15:23	1 Administered at 27-08-2025 15:23 Location Not Recorded
<p>Note:</p> <input style="width: 100%;" type="text" value="Enter Note"/>	
Signed By:	

Historical Administrations

1 16-07-2025 11:21	1 Administered at 16-07-2025 11:21 Location Recorded
--------------------	---

Print
✕ Close
Save

Administration Location
Cancel ✕



Price, Liz
Bed: 108 Chart #: 244

[Hide Details](#)

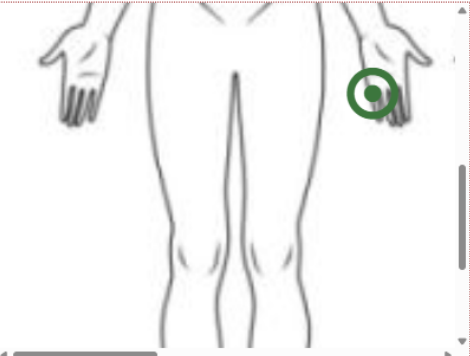
Allergies
None entered

Hydrocortisone 1% cream ⓘ

Mandatory Body Map

1 APPLICATION(10mg/gram)
Apply sparingly WHEN REQUIRED. No more than twice a day for a maximum period of three days

Mark the location(s) for this administration on the image below. Click a mark a second time to remove it.



Legend: ● Current Administration 1 2 Historical Administrations
○ Point Location ✕ Area Location

Current Administration

Click on an administration below to show its locations in isolation

Scheduled	Status
● 27-08-2025 15:23	1 Administered at 27-08-2025 15:23 Location Recorded
<p>Note:</p> <input style="width: 100%;" type="text" value="left little finger"/>	
Signed By:	

Historical Administrations


1 16-07-2025 11:21	1 Administered at 16-07-2025 11:21 Location Recorded
--------------------	---

Print
✕ Close
Save

5. More Historical Administrations are Visible.

You can view up to the last 31 administration locations – this number is customisable in your home's settings.

Administration Location
Cancel ✕



Salter, Perry
Bed: 15 Chart #: 232

Allergies
None entered

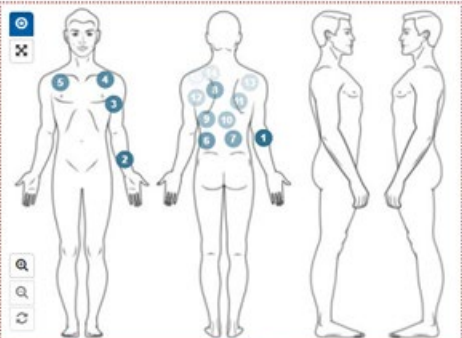
[Hide Details](#)

Rivastigmine 9.5mg/24hours transdermal patches

Mandatory Body Map

1 Patch(9.5mg/24hour)
Apply ONE patch every day. Do not use the exact same spot for at least 14 days after your last application.

This order has not been administered yet. You have to administer it before you can mark an administration location.



Legend: ● Current Administration ① ② Historical Administrations
○ Point Location ✕ Area Location

Current Administration
Click on an administration below to show its locations in detail.

▼ Scheduled Status

No data found.

Historical Administrations

	▼ Scheduled	Status	
1	15-07-2025 08:00	1 Administered at 15-07-2025 10:14 Location Recorded	+
2	14-07-2025 08:00	1 Administered at 15-07-2025 10:38 Location Recorded	+
3	13-07-2025 08:00	1 Administered at 15-07-2025 10:38 Location Recorded	+
4	12-07-2025 08:00	1 Administered at 15-07-2025 10:38 Location Recorded	+
5	11-07-2025 08:00	1 Administered at 15-07-2025 10:12 Location Recorded	+
6	10-07-2025 08:00	1 Administered at 15-07-2025 10:12 Location Recorded	+
7	09-07-2025 08:00	1 Administered at 15-07-2025 10:11 Location Recorded	+
8	08-07-2025 08:00	1 Administered at 15-07-2025 10:11 Location Recorded	+
9	07-07-2025 08:00	1 Administered at 15-07-2025 10:11 Location Recorded	+
10	06-07-2025 08:00	1 Administered at 15-07-2025 10:10 Location Recorded	+
11	05-07-2025 08:00	1 Administered at 15-07-2025 10:10 Location Recorded	+
12	04-07-2025 08:00	1 Administered at 15-07-2025 10:10 Location Recorded	+
13	03-07-2025 08:00	1 Administered at 15-07-2025 10:09 Location Recorded	+
14	02-07-2025 08:00	1 Administered at 15-07-2025 10:09 Location Recorded	+

[Print](#)

[Close ✕](#) [Save](#)

Click on one of the Historical Administrations in the list to view just that entry on the Body Map.

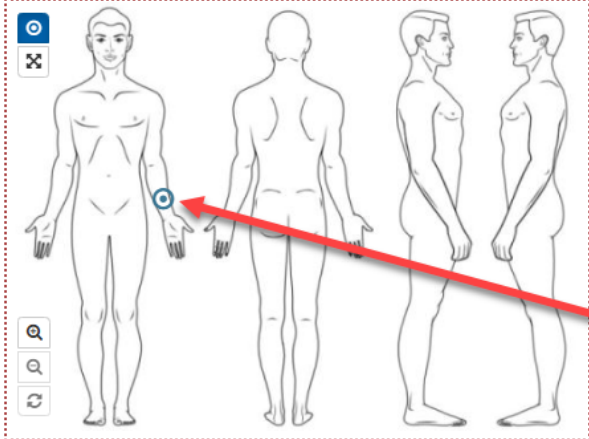
The entry you are viewing turns blue for easy identification:

Rivastigmine 9.5mg/24hours transdermal patches

Mandatory Body Map

1 Patch(9.5mg/24hour)
Apply ONE patch every day. Do not use the exact same spot for at least 14 days after your last application.

Mark the location(s) for this administration on the image below. Click a blank area to add a new location, or click an existing location to edit or delete it.



Current Administration

Scheduled	Status
23-07-2025 08:00	1 Administered at 23-07-2025 11:03 Location Recorded Note: <input type="text" value="Enter Note"/> Signed By: mede-Care, liz

Historical Administrations

Scheduled	Status
1 15-07-2025 08:00	1 Administered at 15-07-2025 10:14 Location Recorded
2 14-07-2025 08:00	1 Administered at 15-07-2025 10:38 Location Recorded
3 13-07-2025 08:00	1 Administered at 15-07-2025 10:38 Location Recorded

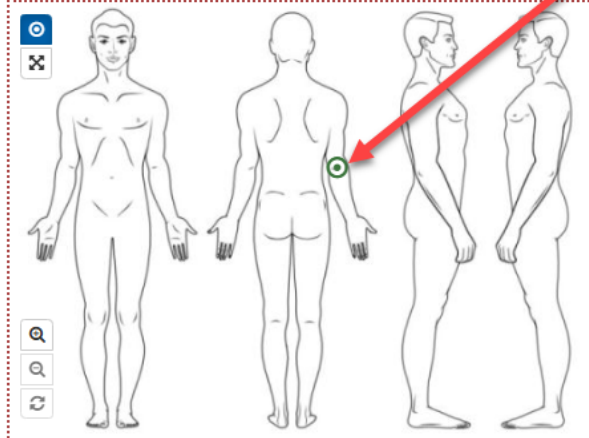
Click on the Current Administration to view just the current entry on the Body Map. This makes it easy to place both current and historical records in the same location, if required:

Rivastigmine 9.5mg/24hours transdermal patches

Mandatory Body Map

1 Patch(9.5mg/24hour)
Apply ONE patch every day. Do not use the exact same spot for at least 14 days after your last application.

Mark the location(s) for this administration on the image below. Click a blank area to add a new location, or click an existing location to edit or delete it.



Current Administration

Scheduled	Status
23-07-2025 08:00	1 Administered at 23-07-2025 11:03 Location Recorded Note: <input type="text" value="Enter Note"/> Signed By: mede-Care, liz

Historical Administrations

Scheduled	Status
1 15-07-2025 08:00	1 Administered at 15-07-2025 10:14 Location Recorded
2 14-07-2025 08:00	1 Administered at 15-07-2025 10:38 Location Recorded
3 13-07-2025 08:00	1 Administered at 15-07-2025 10:38 Location Recorded

6. Printing.

The Body Map is now printable:

Rivastigmine 9.5mg/24hours transdermal patches

Mandatory Body Map

1 Patch(9.5mg/24hour)
Apply ONE patch every day. Do not use the exact same spot for at least 14 days after your last application.

Mark the location(s) for this administration on the image below. Click a blank area to add a new location, or click an existing location to edit or delete it.

Current Administration

▼ Scheduled **Status**

23-07-2025 08:00	1 Administered at 23-07-2025 11:03 Location Recorded Note: <input type="text" value="Enter Note"/> Signed By: mede-Care, liz	—
------------------	--	---

Historical Administrations

▼ Scheduled **Status**

1 15-07-2025 08:00	1 Administered at 15-07-2025 10:14 Location Recorded	+
2 14-07-2025 08:00	1 Administered at 15-07-2025 10:38 Location Recorded	+
3 13-07-2025 08:00	1 Administered at 15-07-2025 10:38 Location Recorded	+

Print

✕ Close Save

7/16/25, 2:21 PM Price, Liz Body Map Info

Price, Liz
Bed: 108
Chart #: 244

Allergies
None entered

Diagnoses
None entered

Diet
None entered

Rivastigmine 9.5mg/24hours transdermal patches
Mandatory Body Map
1 Patch(9.5mg/24hour)
Apply ONE patch every day. Do not use the exact same spot for at least 14 days after your last application.

16-07-2025 14:20 1/17

Print 9 sheets of paper

Destination:

Pages:

Copies:

Layout:

Color:

More settings ▼

Print
Cancel

7/16/25, Price, Liz Body Map Info

	Scheduled	Status	Note	Signed By
1	15-07-2025 08:00	1 Administered at 15-07-2025 10:14		mede-Care, liz
2	14-07-2025 08:00	1 Administered at 15-07-2025 10:38		mede-Care, liz
3	13-07-2025 08:00	1 Administered at 15-07-2025 10:38		mede-Care, liz
4	12-07-2025 08:00	1 Administered at 15-07-2025 10:38		mede-Care, liz
5	11-07-2025 08:00	1 Administered at 15-07-2025 10:12		mede-Care, liz
6	10-07-2025 08:00	1 Administered at 15-07-2025 10:12		mede-Care, liz

If you have any queries, please contact our Support team on 0800 802 1230 or email support@mede-care.com